

# 1SNA115271R2200 ✓ ACTIVE

ENTRELEC | ENTRELEC SNA

TE Internal #: 1SNA115271R2200

Modular Terminal Blocks, Feed-Through, Screw Clamp Terminal Block, Gray, Product Spacing .235 in [6 mm], 2 Position, Screw Terminal, ENTRELEC SNA

[View on TE.com >](#)



Connectors > Terminal Blocks & Strips > Modular Terminal Blocks



Block Function: **Feed-Through**

Modular Terminal Block Product Type: **Screw Clamp Terminal Block**

Rated Cross Section: **4 mm<sup>2</sup>**

Primary Product Color: **Gray**

## Features

### Product Type Features

Modular Terminal Block Product Type	Screw Clamp Terminal Block
-------------------------------------	----------------------------

### Configuration Features

Gauge Type	A4
Number of Levels	2
Number of Poles	4
Number of Circuits	2
Block Function	Feed-Through
Number of Positions	2

### Electrical Characteristics

Operating Voltage Rating (UL & CSA) (Max) - Main Circuit	300 V
Impulse Withstanding Voltage Rating (IEC)	8000 V
Voltage Rating (CSA)	600 V
Current Rating (CSA)	25 A
Dielectric Test Voltage	3500 V
Short-Time Withstanding Current Rating @ 1s	480 A



Voltage Rating (IEC)	800 V
Current Rating (UL)	20 A
Current Rating (IEC)	32 A
Voltage Rating	800 VAC

### Body Features

Product Weight	20 g [.705 oz]
Primary Product Color	Gray

### Termination Features

Termination Method to Wire & Cable	Screw Terminal
------------------------------------	----------------

### Mechanical Attachment

DIN Rail Mounting Type	G32, TH35-15, TH35-7.5
Tightening Torque	4.4 in-lbs
Connector Mounting Type	DIN Rail

### Housing Features

Housing Material	Polyamide 6.6
------------------	---------------

### Dimensions

Main Circuit Capacity - 1 Rigid Stranded Conductor per Screw Clamp	.2 – 4 mm <sup>2</sup>
Wire Stripping Length	8.5 mm [.335 in]
Main Circuit Capacity - 1 Flexible Conductor per Spring Clamp	.22 – 4 mm <sup>2</sup>
Tool Size	4 mm [.157 in]
Product Depth	52 mm
Product Width	6 mm [.235 in]
Product Length	52 mm
Product Height	65.5 mm
Rated Cross Section	4 mm <sup>2</sup>
Product Spacing	6 mm [.235 in]
Wire Size	4 mm <sup>2</sup>

### Usage Conditions

Storage Temperature Range	-55 – 110 °C [-67 – 230 °F]
Installation Temperature Range	-5 – 40 °C [23 – 104 °F]
Operating Temperature Range	-55 – 110 °C [-67 – 230 °F]



### Operation/Application

Circuit Application	Signal
---------------------	--------

### Industry Standards

IP Rating	IP20
UL Flammability Rating	UL 94V-0

### Product Compliance


[For compliance documentation, visit the product page on TE.com>](#)

EU RoHS Directive 2011/65/EU	Compliant
EU ELV Directive 2000/53/EC	Compliant
China RoHS 2 Directive MIIT Order No 32, 2016	No Restricted Materials Above Threshold
EU REACH Regulation (EC) No. 1907/2006	Current ECHA Candidate List: JUNE 2022 (224) Candidate List Declared Against: JUNE 2022 (224) Does not contain REACH SVHC
Halogen Content	Low Halogen - Br, Cl, F, I < 900 ppm per homogenous material. Also BFR/CFR/PVC Free
Solder Process Capability	Not reviewed for solder process capability


#### Product Compliance Disclaimer

This information is provided based on reasonable inquiry of our suppliers and represents our current actual knowledge based on the information they provided. This information is subject to change. The part numbers that TE has identified as EU RoHS compliant have a maximum concentration of 0.1% by weight in homogenous materials for lead, hexavalent chromium, mercury, PBB, PBDE, DBP, BBP, DEHP, DIBP, and 0.01% for cadmium, or qualify for an exemption to these limits as defined in the Annexes of Directive 2011/65/EU (RoHS2). Finished electrical and electronic equipment products will be CE marked as required by Directive 2011/65/EU. Components may not be CE marked. Additionally, the part numbers that TE has identified as EU ELV compliant have a maximum concentration of 0.1% by weight in homogenous materials for lead, hexavalent chromium, and mercury, and 0.01% for cadmium, or qualify for an exemption to these limits as defined in the Annexes of Directive 2000/53/EC (ELV). Regarding the REACH Regulation, the information TE provides on SVHC in articles for this part number is based on the latest European Chemicals Agency (ECHA) 'Guidance on requirements for substances in articles' posted at this URL: <https://echa.europa.eu/guidance-documents/guidance-on-reach>

### Compatible Parts



TE Part # 1SNA103775R0000  
RC65-BL




TE Part # 1SNA103776R0100  
RC65-RD



TE Part # 1SNA113482R0500  
SCM6D



TE Part # 1SNA163311R2200  
PC61-10



TE Part # 1SNA232000R0000  
RC65



TE Part # 1SNA233000R0100  
RC610

TE Part # 1SNA007865R2600  
FC2

TE Part # 1SNA114205R2000  
AD2.5

TE Part # 1SNA116900R2700  
BADH

TE Part # 1SNA118495R1700  
SCF6D

TE Part # 1SNA118499R2300  
FEM6D

TE Part # 1SNA163070R0000  
AL2



TE Part # 1SNA163261R0000  
AL3

TE Part # 1SNA173530R2400  
CBM5D

TE Part # 1SNA173627R2100  
EL6



TE Part # 1SNA179668R2000  
BJMI6D-2



TE Part # 1SNA179669R2100  
BJMI6D-3



TE Part # 1SNA179670R2600  
BJMI6D-4



TE Part # 1SNA179671R1300  
BJMI6D-5




TE Part # 1SNA179672R1400  
BJMI6D-10


Also in the Series | **ENTRELEC SNA**



Modular Terminal Blocks(182)



Terminal Block & Strip Conducting Accessories(26)



Terminal Block & Strip Insulating Accessories(14)

## Documents

### CAD Files

#### 3D PDF

3D

#### Customer View Model

[ENG\\_CVM\\_CVM\\_1SNA115271R2200\\_A.2d\\_dxf.zip](#)

English

#### Customer View Model

[ENG\\_CVM\\_CVM\\_1SNA115271R2200\\_A.3d\\_igs.zip](#)

English

#### Customer View Model

[ENG\\_CVM\\_CVM\\_1SNA115271R2200\\_A.3d\\_stp.zip](#)

English

By downloading the CAD file I accept and agree to the [Terms and Conditions](#) of use.

### Datasheets & Catalog Pages

[Catalogue - ENTRELEC terminal-blocks-sna-series](#)

English

[M4/6.D2](#)

English

[ENTRELEC Terminal Blocks Catalogue \(RUS\)](#)